

2019/12/31	3.14%	7.10%	12.29%	10.34%
2020/6/30	2.83%	7.54%	12.63%	10.65%

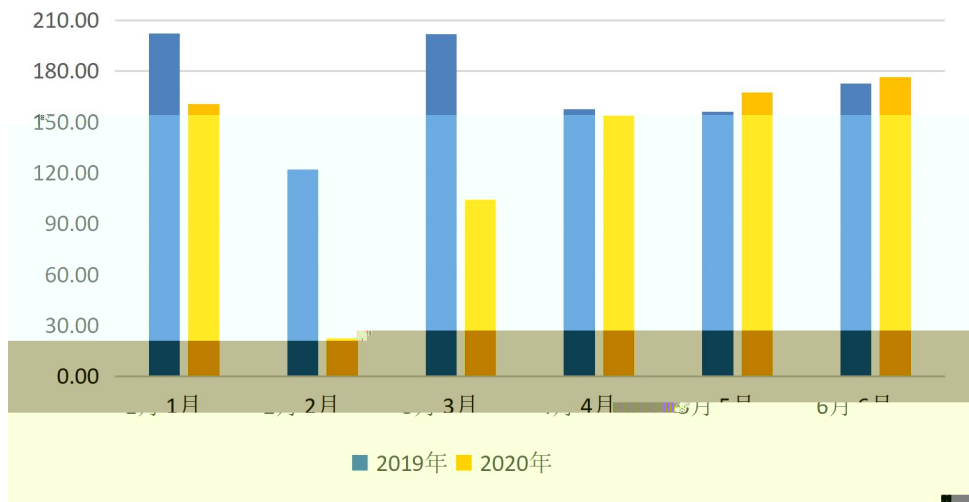
14. 70%

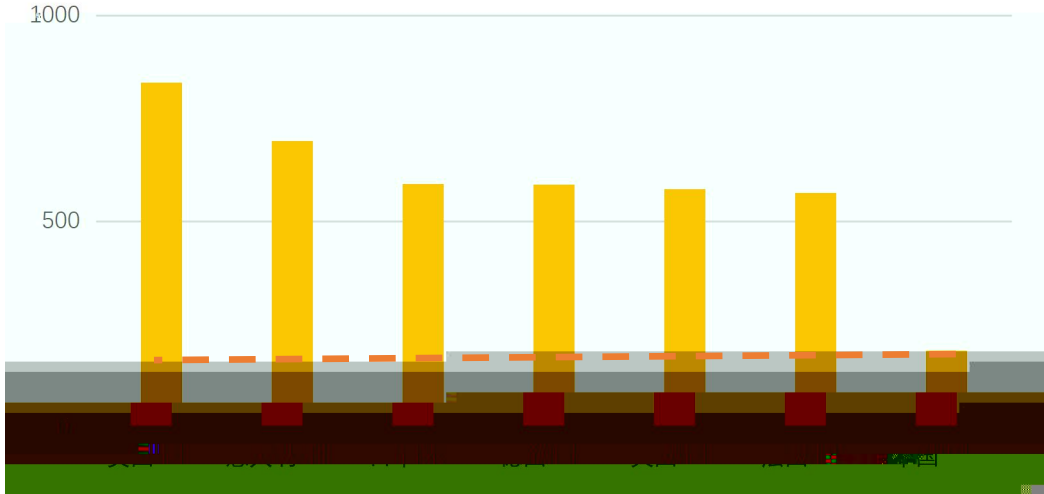
30% 30% 40%

2. 21%

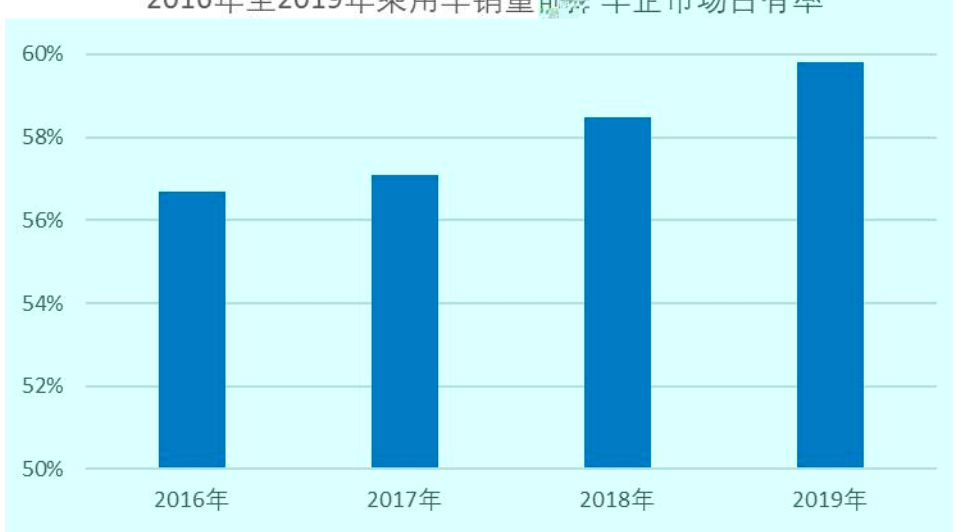
2. 21%
14. 70%

2020年和2019年乘用车1-6月分月销量（万辆）





2016年至2019年乘用车销量前十车企市场占有率



3

1

105,000.00

76.76%

77% 80%

30% 30% 40%

90

30% 31,500.00

15,450.00

16,050.00

				12	31	
		30%	31,500.00			15,450.00
			16,050.00			
				12	31	
		40%	42,000.00			20,600.00
			21,400.00			
2020	10	10				
			31,500			

2						31,050.45
---	--	--	--	--	--	-----------

12

			79,800.00			
39.79%			31,050.45			120
				14.52	/	90%

80% 12 90 /

21, 384, 605

1		15, 625, 000. 00	25. 00%	19, 508. 95	13, 435, 917
2		6, 850, 844. 00	10. 96%	8, 552. 72	5, 890, 306
3		2, 392, 626. 00	3. 83%	2, 988. 77	2, 058, 382
		24, 868, 470. 00	39. 79%	31, 050. 45	21, 384, 605

300397	49.016% 40.00%			49.016% 23,000.00 40.00% 36,000.00
300802	25.00%			10,000.00

000505		25. 1149%	35, 374. 76
601231	FAFG	10. 4%	32, 788. 13
603799		15. 68%	80, 500. 00
300165		37. 0265%	14, 440. 33
600483		10%	153. 5

